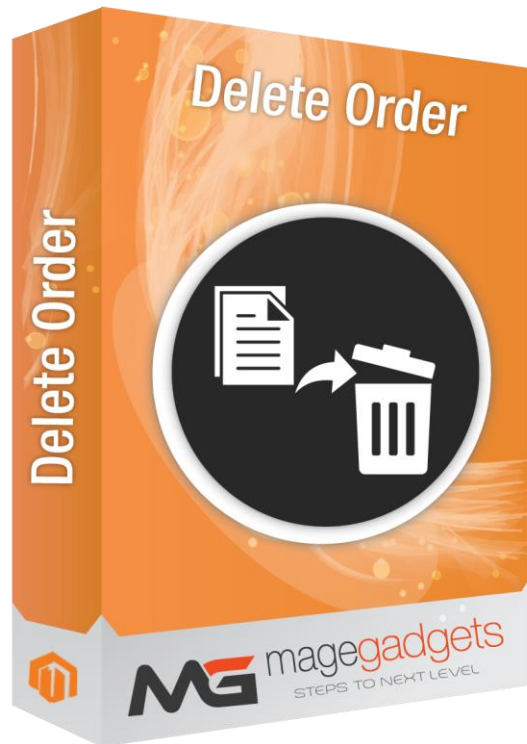


Delete Order for M1

(Magento 1.x)



Magento Extension User Guide

Official extension page: [Easy Template Path Hints - MageGadgets Extensions](#)

Delete Order for M1 Documentation

Magento is complex structure to implement the new functionality using existing code. If you implement any action which can also affect on the entire of system .Just because of that the deleting order directly in Magento database is very dangerous for your work.

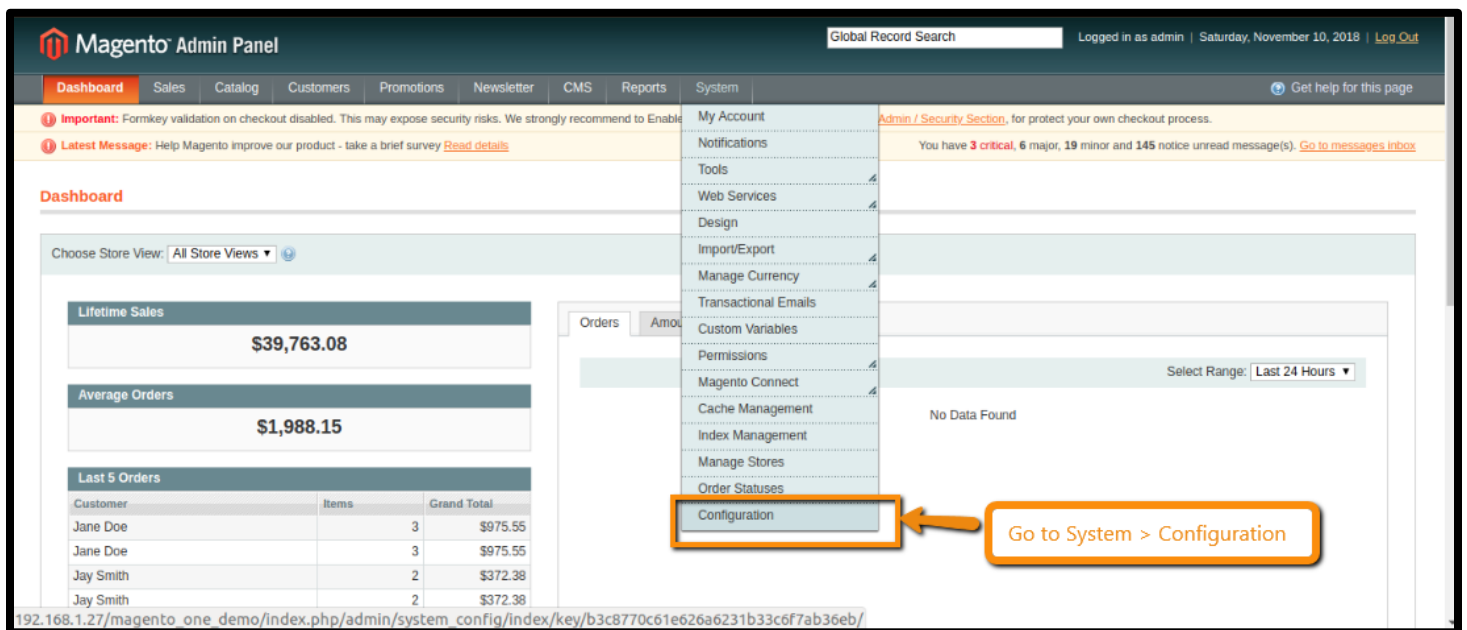
However MageGadgets exactly does that for you. This extension will allow you to delete orders like single order multiple orders or all orders. This will help you to remove your test orders to look neat and clean your sales grid.

1. Key Features:

- a - Delete single Order.
- b - Delete Mass Orders.
- c - Delete All orders.
- d - Easy Enable and Disable options.
- e - It gives more flexibility to arrange your orders.

2. All settings are available admin:


Go to Admin -> Store -> Setting -> Configuration > Magegadgets> Delete Order



The screenshot shows the Magento Admin Panel interface. The top navigation bar includes 'Dashboard', 'Sales', 'Catalog', 'Customers', 'Promotions', 'Newsletter', 'CMS', 'Reports', and 'System'. A search bar and user information are also present. The main content area displays a dashboard with 'Lifetime Sales' at \$39,763.08 and 'Average Orders' at \$1,988.15. A 'Last 5 Orders' table is visible. A sidebar menu on the right lists various system settings, with 'Configuration' highlighted and an orange arrow pointing to it from a callout box that says 'Go to System > Configuration'. The URL at the bottom of the browser window is '192.168.1.27/magento_one_demo/index.php/admin/system_config/index/key/b3c8770c61e626a6231b33c6f7ab36eb/'.

Enable Delete Order extension:

Login to Magento 1 Admin > Delete Order > Settings

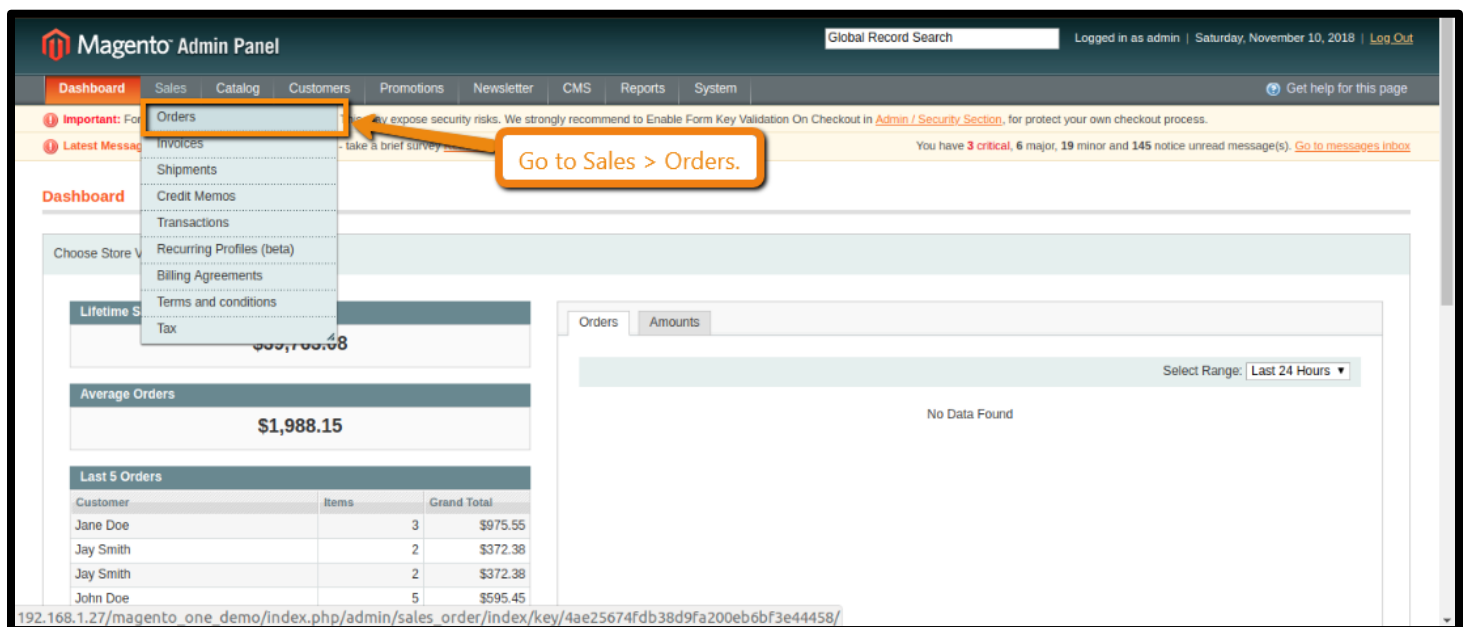


| | | |
|--------|-----|---|
| Enable | Yes | ▲ |
| | Yes | |
| | No | |

How to delete all orders ?

Login to Magento Admin > Sales > Orders

Select orders manually or click on Select all checkbox and then all orders are auto-selected



Global Record Search | Logged in as admin | Saturday, November 10, 2018 | Log Out

Dashboard | Sales | Catalog | Customers | Promotions | Newsletter | CMS | Reports | System | Get help for this page

Important: For... | Latest Message... | You have 3 critical, 6 major, 19 minor and 145 notice unread message(s). Go to messages inbox

Go to Sales > Orders.

Choose Store V

Lifetime S... \$99,000.00

Average Orders \$1,988.15

Last 5 Orders

| Customer | Items | Grand Total |
|-----------|-------|-------------|
| Jane Doe | 3 | \$975.55 |
| Jay Smith | 2 | \$372.38 |
| Jay Smith | 2 | \$372.38 |
| John Doe | 5 | \$595.45 |

Orders | Amounts

Select Range: Last 24 Hours ▼

No Data Found

192.168.1.27/magento_one_demo/index.php/admin/sales_order/index/key/4ae25674fdb38d9fa200eb6bf3e44458/

To keep the backend well-arranged and neat:

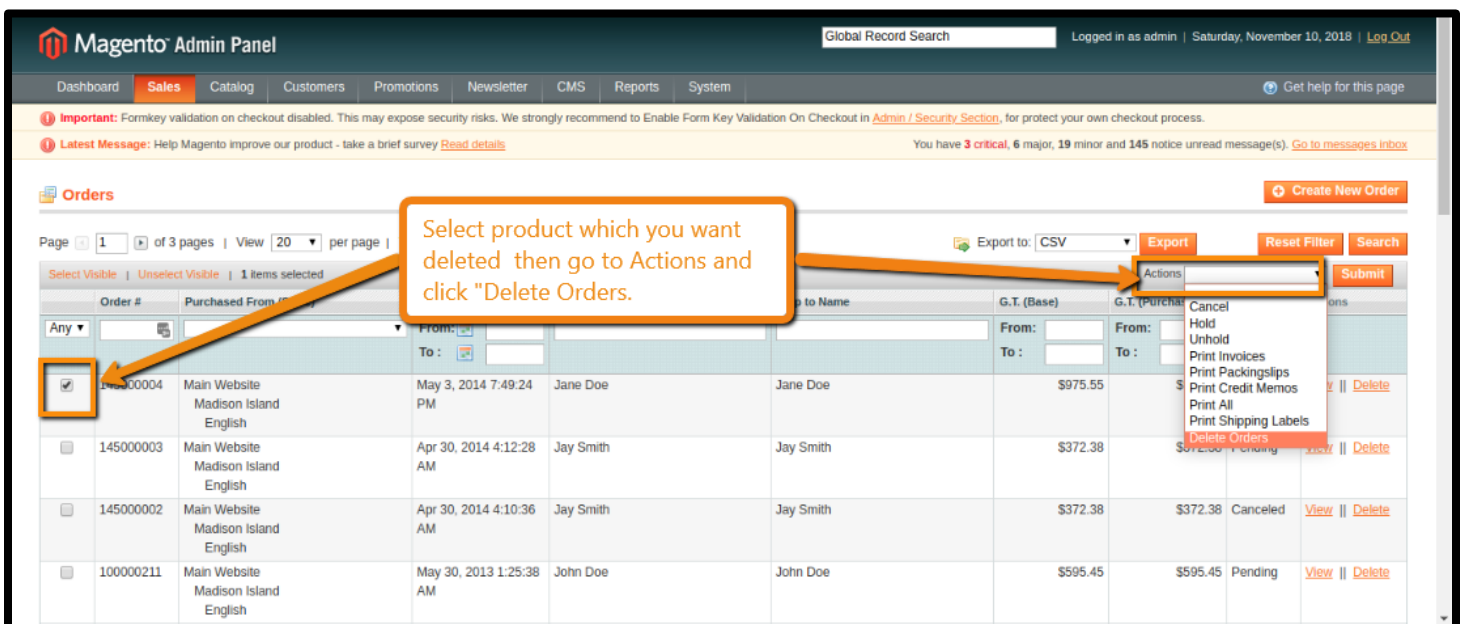
The appearance of the test orders makes a store' backend look like a mess of something which needed to look more neat and clean inorder to do that MageGadgets will help you to make things simpler.

To manage the backend more easily:

The Large number of test orders can confuse store admins and this can make confuse and inconvenience or mistake in managing. Having a neat and cleaner backend will be simplify to handle order management.

Delete mass test orders:

For removing the orders from sales grid and Sometimes store admin need to manipulate with few clicks. Also many many orders has been created for testing purpose this can be remove completely in a large scale simultaneously by checking the multiple desire orders and then by clicking On DELETE option the multiple orders will gets deleted.



The screenshot shows the Magento Admin Panel interface. At the top, there's a navigation bar with tabs for Dashboard, Sales, Catalog, Customers, Promotions, Newsletter, CMS, Reports, and System. Below this, there are several messages, including an important one about formkey validation and a latest message about a survey. The main content area is titled 'Orders' and features a table with columns for Order #, Purchased From, To Name, G.T. (Base), G.T. (Purchase), and Actions. The first row in the table is selected, and the 'Delete Orders' option is highlighted in the Actions dropdown menu. A callout box with an orange border contains the text: 'Select product which you want deleted then go to Actions and click "Delete Orders."'.

| Order # | Purchased From | To Name | G.T. (Base) | G.T. (Purchase) | Actions |
|-----------|---|-----------|-------------|-----------------|---|
| 145000004 | Main Website Madison Island English | Jane Doe | \$975.55 | | Cancel Hold Unhold Print Invoices Print Packingslips Print Credit Memos Print All Print Shipping Labels Delete Orders |
| 145000003 | Main Website Madison Island English | Jay Smith | \$372.38 | | View Delete |
| 145000002 | Main Website Madison Island English | Jay Smith | \$372.38 | \$372.38 | Canceled View Delete |
| 100000211 | Main Website Madison Island English | John Doe | \$595.45 | \$595.45 | Pending View Delete |

Delete all Orders:

Admin can able to delete all orders and its details like invoices shipments and its credit amount if they wants. There is always one confirmation step at the end to make sure that everything works according to you for just checking before the erasing the all the data. This can reduce your workflow as well as your load from backend no extra coding needed for this. You can delete your orders fearlessly.

Global Record Search | Logged in as admin | Saturday, November 10, 2018 | Log Out

Dashboard | Sales | Catalog | Customers | Promotions | Newsletter | CMS | Reports | System | Get help for this page

Important: Formkey validation on checkout disabled. This may expose security risks. We strongly recommend to Enable Form Key Validation On Checkout in [Admin / Security Section](#), for protect your own checkout process.

Latest Message: Help Magento improve our product - take a brief survey [Read details](#) | You have 3 critical, 6 major, 19 minor and 145 notice unread message(s). [Go to messages inbox](#)

Orders | Create New Order

Page 1 of 3 pages | View 20 per page | Total 45 records found | [New Order RSS](#) | Export to: CSV | Export | Reset Filter | Search

Select Visible: **Any** | Unselect Visible | 1.7k

You can also select multiple records and delete multiple orders.

| Order # | Order Status | Ship to Name | G.T. (Base) | G.T. (Purchase) | Actions |
|---|---|--------------|-------------|-----------------|--|
| <input checked="" type="checkbox"/> 145000004 | Main Website Madison Island English | Jane Doe | \$975.55 | | Cancel Hold Unhold Print Invoices Print Packing Slips Print Credit Memos Print All Print Shipping Labels Delete Orders |
| <input type="checkbox"/> 145000003 | Main Website Madison Island English | Jay Smith | \$372.38 | | View Delete |
| <input type="checkbox"/> 145000002 | Main Website Madison Island English | Jay Smith | \$372.38 | \$372.38 | Canceled View Delete |
| <input type="checkbox"/> 100000211 | Main Website Madison Island English | John Doe | \$595.45 | \$595.45 | Pending View Delete |

Delete related information in safety:

When you are deleting the records then it is mandatory to remove the date from all over. However MageGadgets do that exactly for you. And while deleting the records no extra harm caused with other necessary information.

Thank you!

Should you have any questions or feature suggestions,

Please contact us at:

<http://www.magegadgets.com/contacts>

Your feedback is absolutely welcome!