

Custom Free Shipping Label

(Magento 2.x to 2.2.x)



Magento Extension User Guide

Official extension page: [Custom Free Shipping Label - MageGadgets Extensions](#)

Custom Free Shipping Label for M2

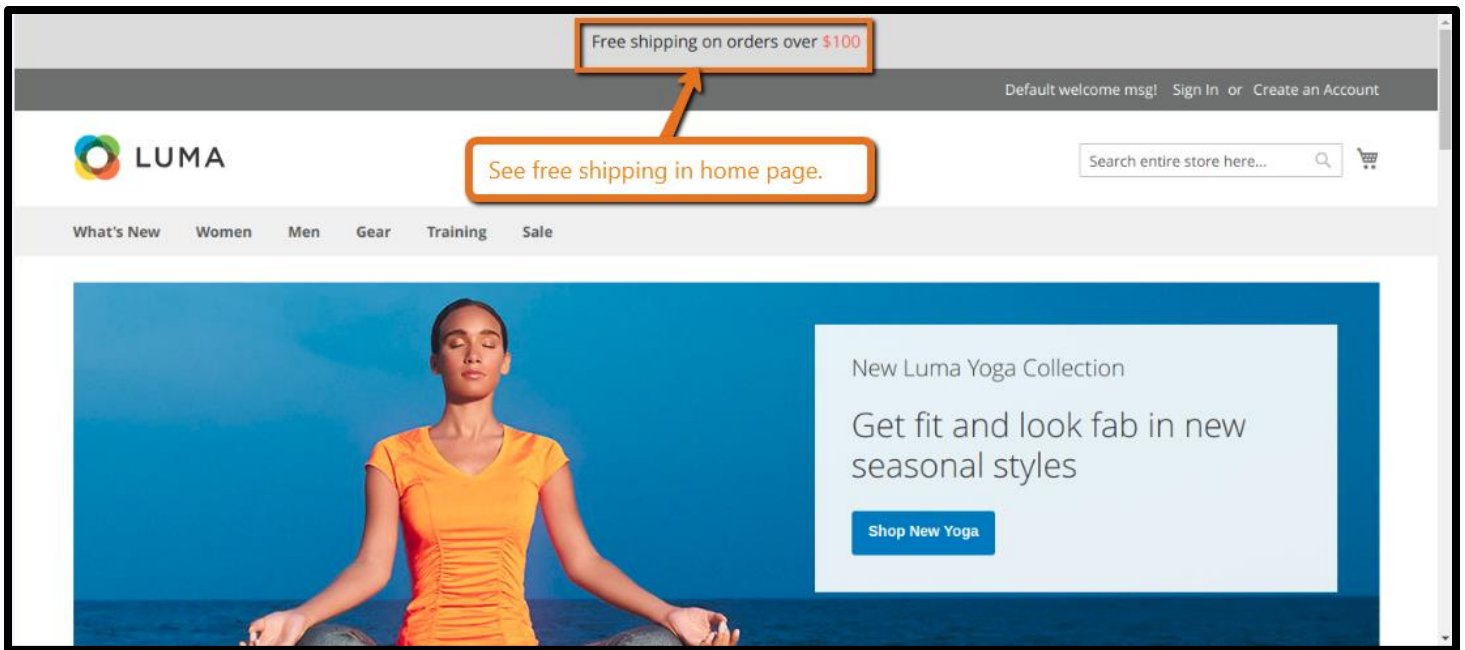
Documentation

Magento 2 Custom Shipping Bar extension helps increase your customers' shopping cart size by delivering a tempting offer. The module works as a reminder of the extra benefits buyers get when they spend more on your store.

Admin can create a free shipping policy for orders for a certain amount. However, customers can barely remember this amazing promotion if store owners don't inform them regularly. Hence, these extension is developed to be an effective solution to this problem.

Custom shipping bar extension helps to promote your store and products. So customers can buy until at reach free shipping amount. Admin can display magento 2 Custom shipping bar on multiple pages, places like home page, cart page, checkout page, product page. Custom shipping bar magento 2 extension customization like font, color, font size, background color, alignment.

Custom shipping bar extension helps to notify customers about their minimum cart total to get free shipping. Customer likes to buy more until they reach to free shipping cart value. Minimum total value is required to get free shipping. This extension calculates difference between current cart total and free shipping goal automatically. Admin can set free shipping total as per products value. After customer successfully achieved at free shipping value, they notify with a pop up message. Customer can get notification with popup that they reach at free shipping goal.



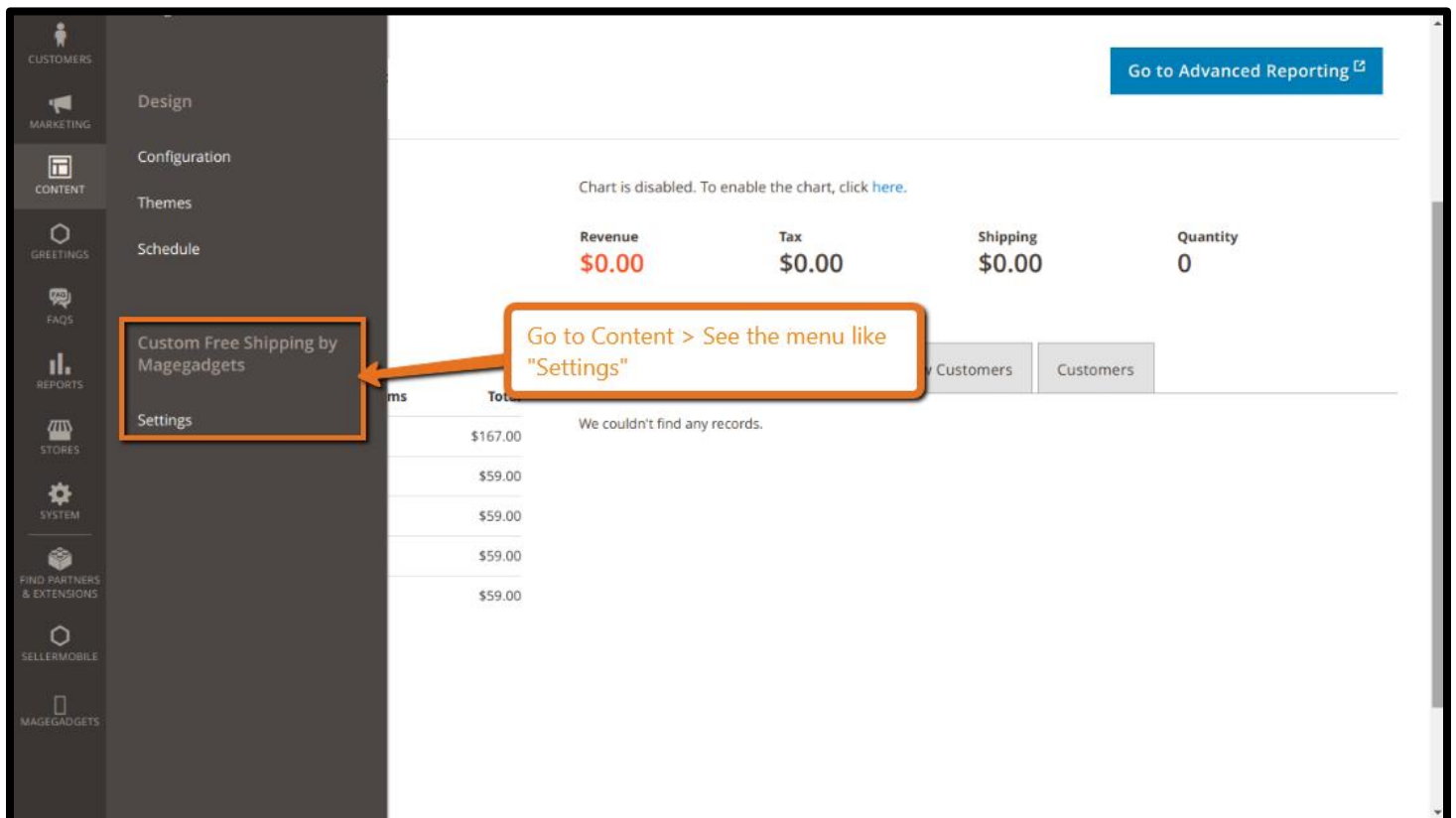
1. Key Features:

- a - Display bar until to reach free shipping cart value.
- b - Display messages to remind free shipping offer
- c - Customize shipping bar with font, color, alignment.
- d - Upgrade Proof Module.
- e - Tested for Magento version 2.x.
- f - Easy to install & configure.
- g - Best way of enabling Custom Shipping Bar.
- h - Option to enable/disable.
- i - Option to add access code for security.
- j - Quick pause a Custom shipping bar
- k - Duplicate a pre-made Custom shipping bar
- l - Edit a premade Custom shipping bar.
- m - Add a new Custom shipping bar.
- n - Quick delete a Custom shipping bar
- o - Display bar until to reach free shipping cart value.
- p - Auto calculates difference between current cart total and free shipping goal.
- q – Admin can set shipping bar at any place on any page.
- r – Display popup notification after customer achieved at free shipping value.
- s – Help to promote store and products.

t – Customize shipping bar with font, color, alignment.

2. All settings are available admin:

Go to Admin -> Store -> Content -> Magegadgets Extensions -> Custom free Shipping bar by magegadgets.



The screenshot shows the Magento 2 Admin interface. On the left sidebar, the 'MAGEGADGETS' section is expanded, and the 'Custom Free Shipping by Magegadgets' menu item is highlighted with an orange box. An orange callout box with an arrow points to this menu item, containing the text: 'Go to Content > See the menu like "Settings"'. The main content area shows a summary table with the following data:

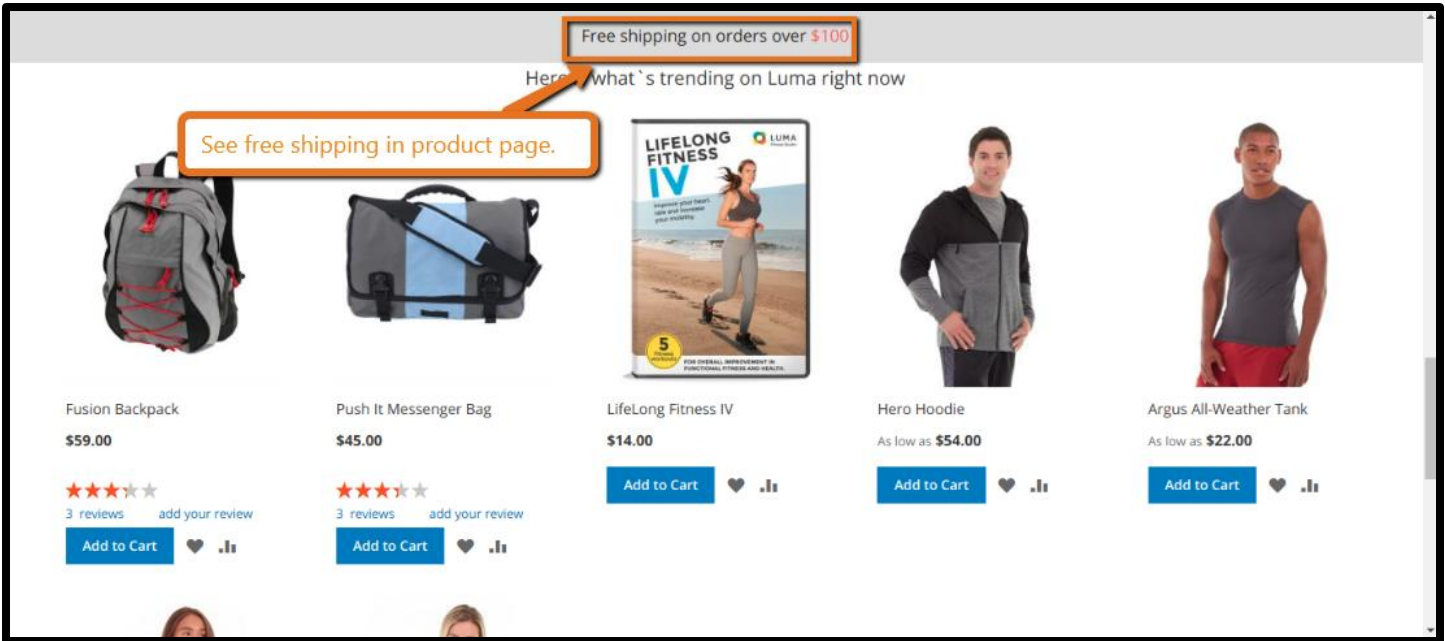
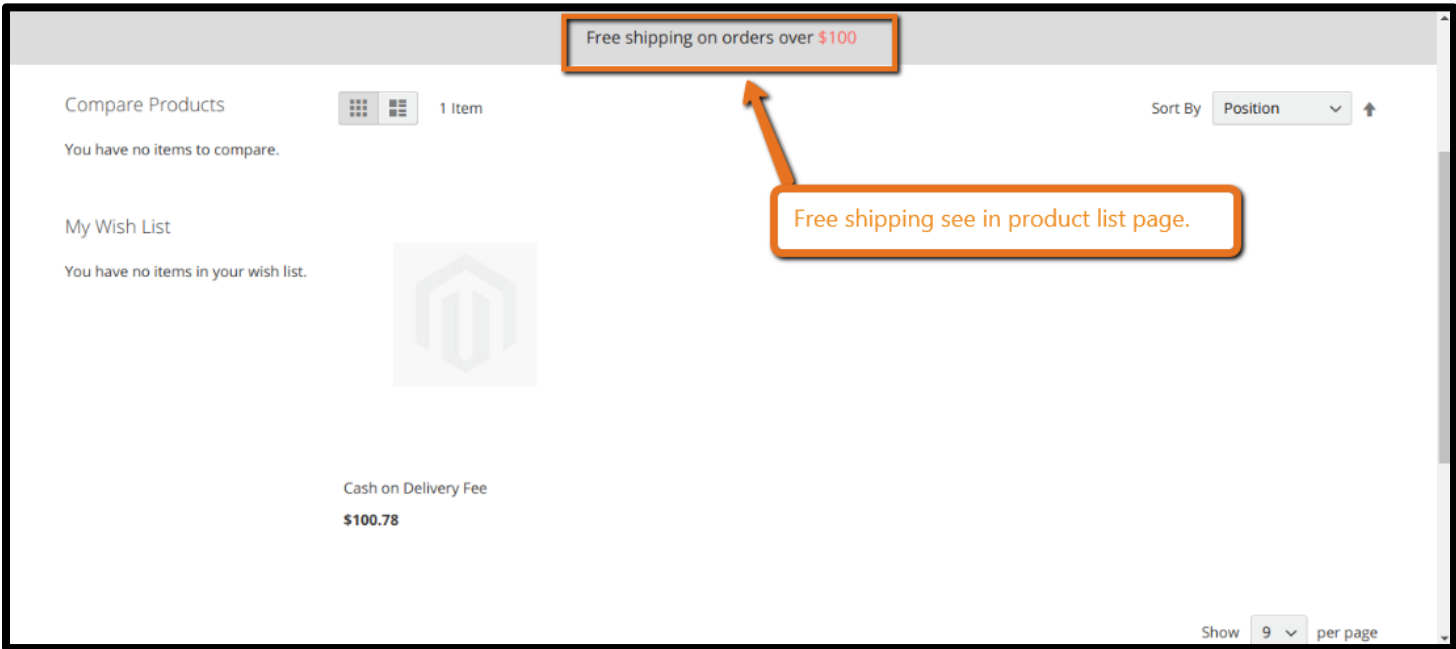
Revenue	Tax	Shipping	Quantity
\$0.00	\$0.00	\$0.00	0

Below the table, there is a message: 'Chart is disabled. To enable the chart, click here.' and a 'Go to Advanced Reporting' button. The bottom part of the page shows a table with a message: 'We couldn't find any records.'

In the message bar, buyers will be informed about the minimum order amount to get free shipping. Their current cart total and the remaining amount to get the limit are also auto-updated. Through this way, store owners can raise the urge in customers and encourage them to shop more to get free delivery.

Place the free shipping bar in various position: Homepage, Category Pages, Product Pages, etc

Magento 2 Free Shipping Bar extension allows admins to put the bar in any places including: homepage, category page, product page, search result, cart page, checkout page. You can set the free shipping bar to be visible anywhere buyers can reach as an important reminder.



Free shipping on orders over \$100

Home / Fusion Backpack

Fusion Backpack

3 Reviews Add Your Review


~~\$59.00~~

IN STOCK
SKU#: 24-MB02

Qty: 1

Add to Cart

ADD TO WISH LIST ADD TO COMPARE EMAIL



\$41 left for free shipping

Home / Fusion Backpack

You added Fusion Backpack to your shopping cart.

Fusion Backpack

★★★★☆ 3 Reviews Add Your Review


~~\$59.00~~

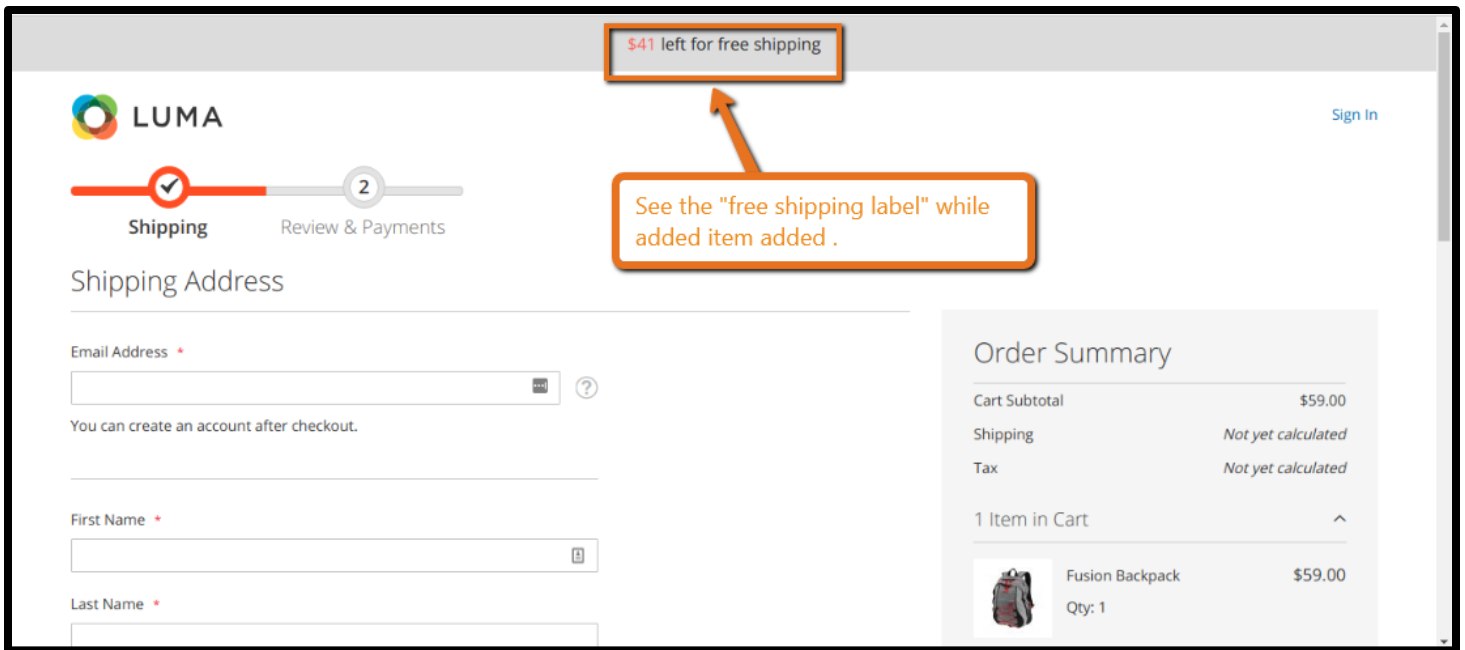
IN STOCK
SKU#: 24-MB02

Qty: 1

Add to Cart

ADD TO WISH LIST ADD TO COMPARE EMAIL





Display different free shipping limit in specific language for each store view :

At the backend, the scope for configuration of Free Shipping Bar Extension by BSSCommerce is store view. Hence, admins can choose to show discrete amount for free delivery for each of the store view. The content of the message is also free to be customized in any language you want.

Replace the Custom shipping bar with success message when buyer reach the minimum for free shipping :

Once buyer's cart total passes the free shipping amount, the notification bar will be replaced with a success message.

Fully-customized Custom shipping bar and success message :

At the backend, admins can use and change the default settings or customized CSS to change the design of both the notification and the success message. Let's your message be in style with your store!

3. Benefits :

Remind buyer about free shipping in a direct and impressive way:

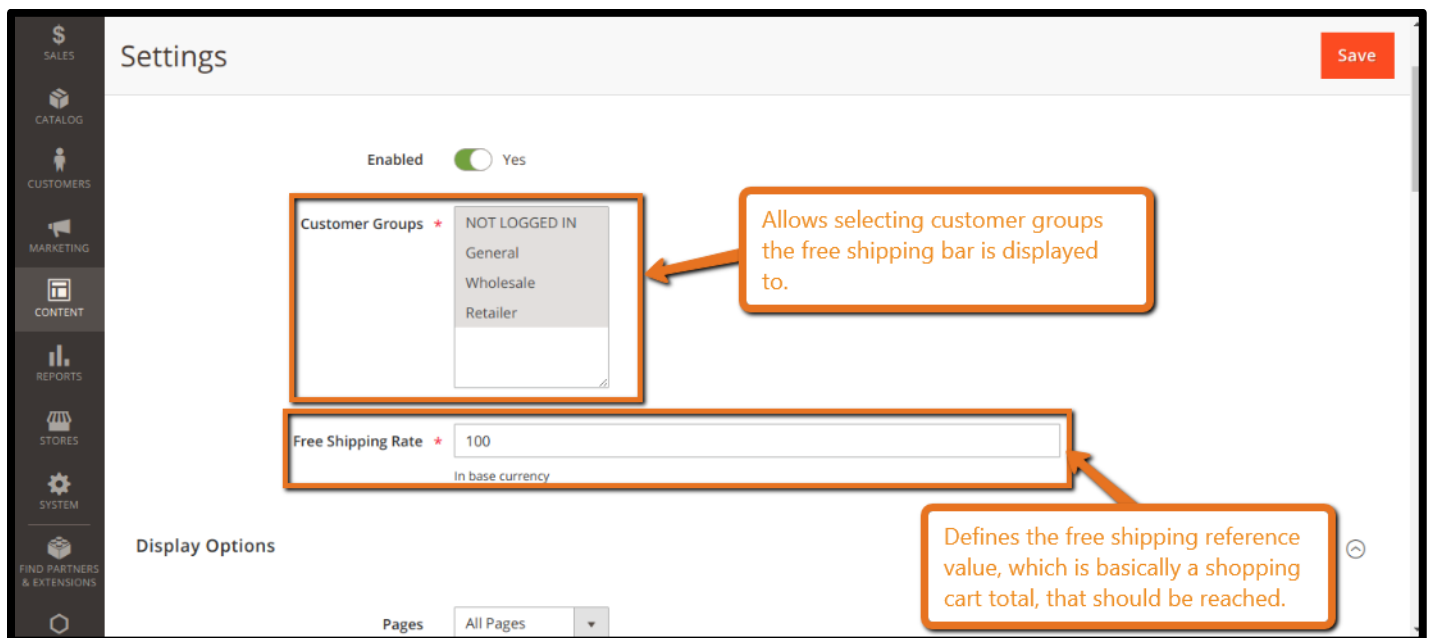
It's time to say goodbye to the ineffective popup to inform your free shipping policy. Buyers need something more powerful than that. With the Free Shipping Extension for Magento 2 from BSSCommerce, you can have your message implanted in customer's mind with urge and repetition.

Trigger customers to purchase more and boost your sale :

Free shipping policy is one of the most traditional and yet effective way to boost sale. Not many buyers can say no to free shipping. Hence, they often try to by a bit more to get that goal. And you will see the significant increase in your sale from that.

Show messages based on current cart total :

Based on the customer's current shopping cart total, Mageplaza custom Shipping Bar extension will automatically calculate and show a relevant message to the buyer. There are three standard messages which match three shopping phases:



Settings Save

Display Options

Pages: All Pages

Layout Position: Page top, fixed (sticky header)

Display with delay after page load, seconds: 3
0 - no delay

Content Management

Custom Design

Preview

Defines at which pages the bar is displayed.

Defines where exactly at the store pages the bar is displayed.

Defines the delay after which the bar is displayed.

Settings Save

Content Management

This will display when cart is empty

Store View: All Store Views | Message: Free shipping on orders over {{Goal}} | Delete

Add

This will display when cart is not empty

Store View: All Store Views | Message: {{Goal}} left for free shipping | Delete

Add

This will display when goal is reached

Store View: All Store Views | Message: Great! your order will be delivered for free! | Delete

Add

A bar when customer's cart is not empty, but the cart total is lower than the free shipping goal.

The screenshot shows the 'Settings' page with a sidebar on the left containing navigation icons for Dashboard, Sales, Catalog, Customers, Marketing, Content, Reports, Stores, System, Find Partners & Extensions, and Seller Mobile. The main content area is titled 'Settings' and features a 'Save' button in the top right corner. The 'Custom Design' section is active, displaying the following settings:


- Font: Open Sans (dropdown menu)
- Font Size, px: 16 (input field)
- Font Weight: Medium, 500 (dropdown menu)
- Font Color: #222222 (color picker)
- Font Color of Goal: #ee6655 (color picker)
- Background Color: #dddddd (color picker)
- Text Align: Center (dropdown menu)
- Custom CSS: (empty text area)

A callout box with an orange border and text reads: "Design section allows adjusting the free shipping bar look and feel." Below the settings is a 'Preview' section.

This screenshot is similar to the first one but shows the 'Font Color' field selected. A color picker is open, displaying a color spectrum and a hex code input field containing '#222222'. An orange callout box with an arrow pointing to the color picker contains the text: "Select font color." The 'Save' button and other settings remain visible in the background.

Settings

Save

Font  Select the font.

- Roboto
- Open Sans
- Slabo 27px
- Lato
- Oswald**
- Roboto Condensed
- Source Sans Pro
- Montserrat
- Raleway
- PT Sans
- Roboto Slab
- Merriweather

Font Size, px *

Font Weight

Font Color

Font Color of Goal #ee6655

Background Color #dddddd

Text Align Center

Custom CSS

Preview

Settings

Save

Text Align Center

Custom CSS

Preview

Free shipping on orders over {{Goal}}

{{Goal}} left for free shipping

Great! your order will be delivered for free!

Copyright © 2018 Magento Commerce Inc. All rights reserved. Magento ver. 2.2.6 [Report an Issue](#)

Thank you!

Should you have any questions or feature suggestions,

Please contact us at:

<http://www.magegadgets.com/contacts>

Your feedback is absolutely welcome!