


# Product Silder for M1

(Magento 1.x)



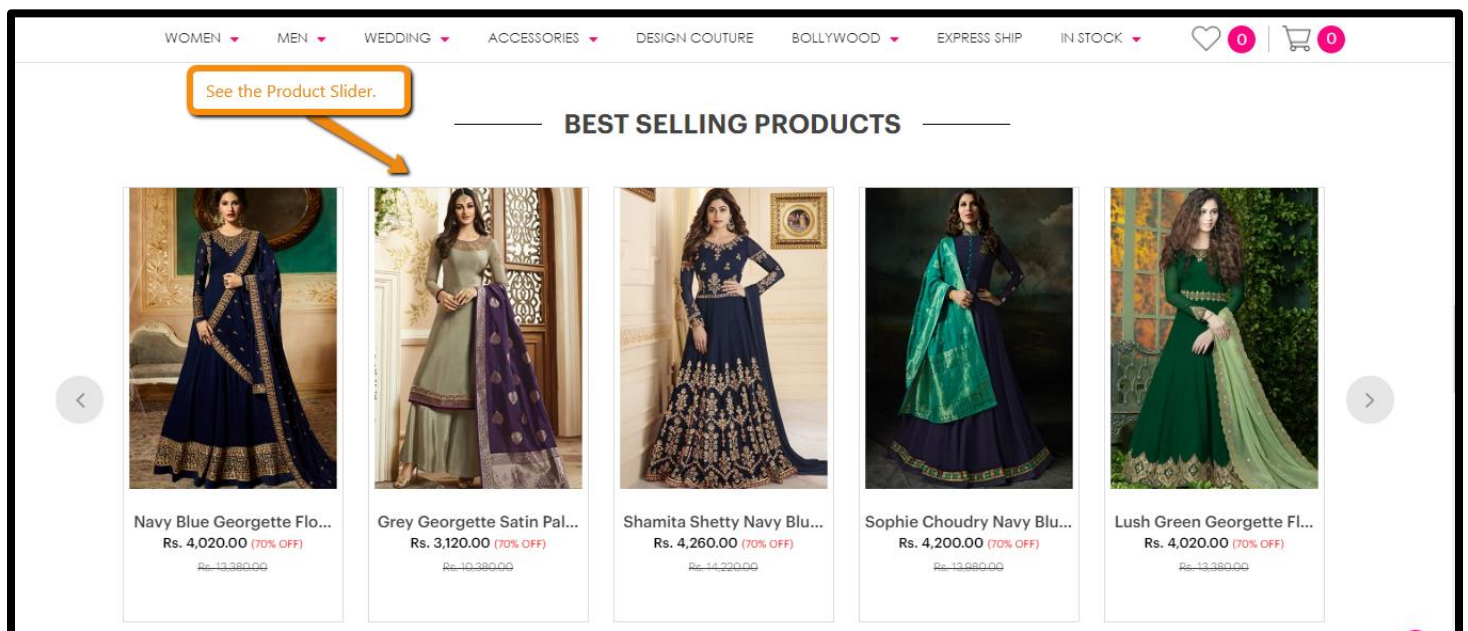
## Magento Extension User Guide

Official extension page: [Easy Template Path Hints - MageGadgets Extensions](#)

# Product Slider for M1 Documentation

This extension helps admin to add easily different different fully responsive products withing sliders to the any section of the page. If you don't want to add a lots of related, products this might gets usefull for you.

This extension also create fully responsive product sliders like feature products, bestseller, newest products, recently view products that could be easily managed in admin. Also it uses slick slider functionality powerful.

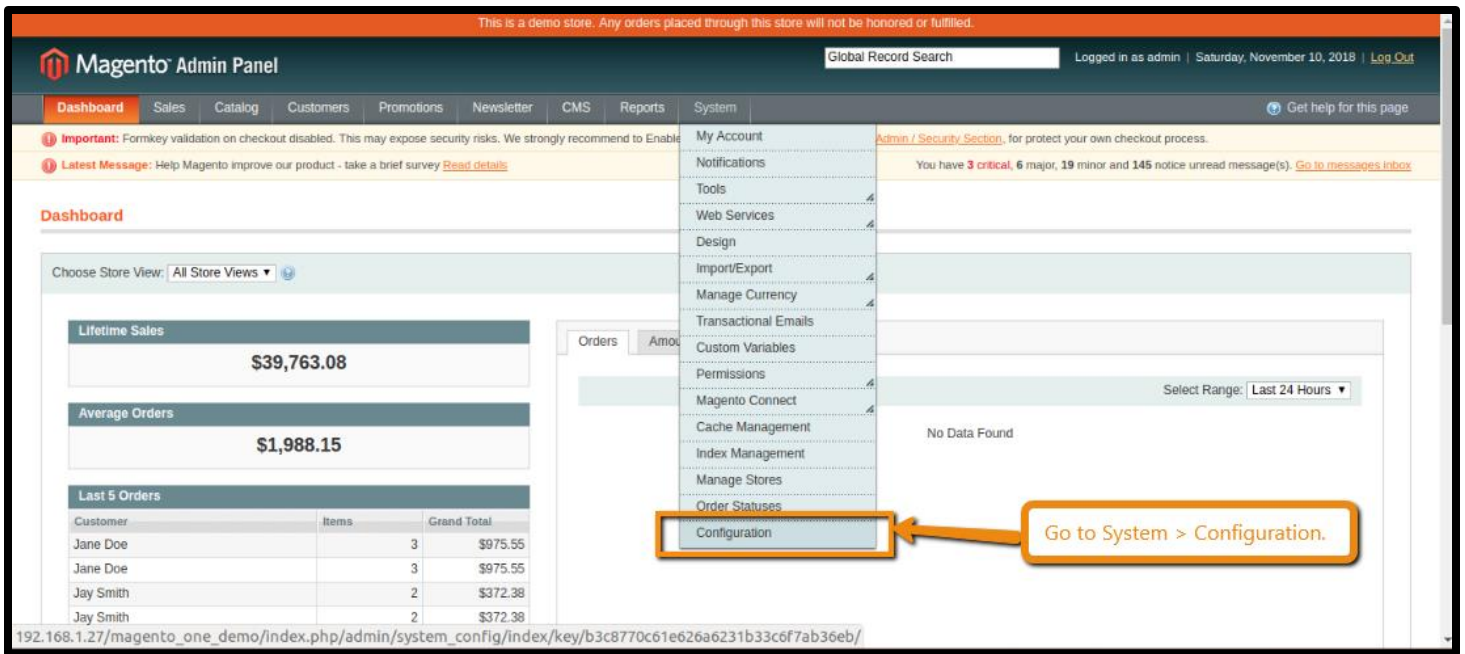


## 1. Key Features:

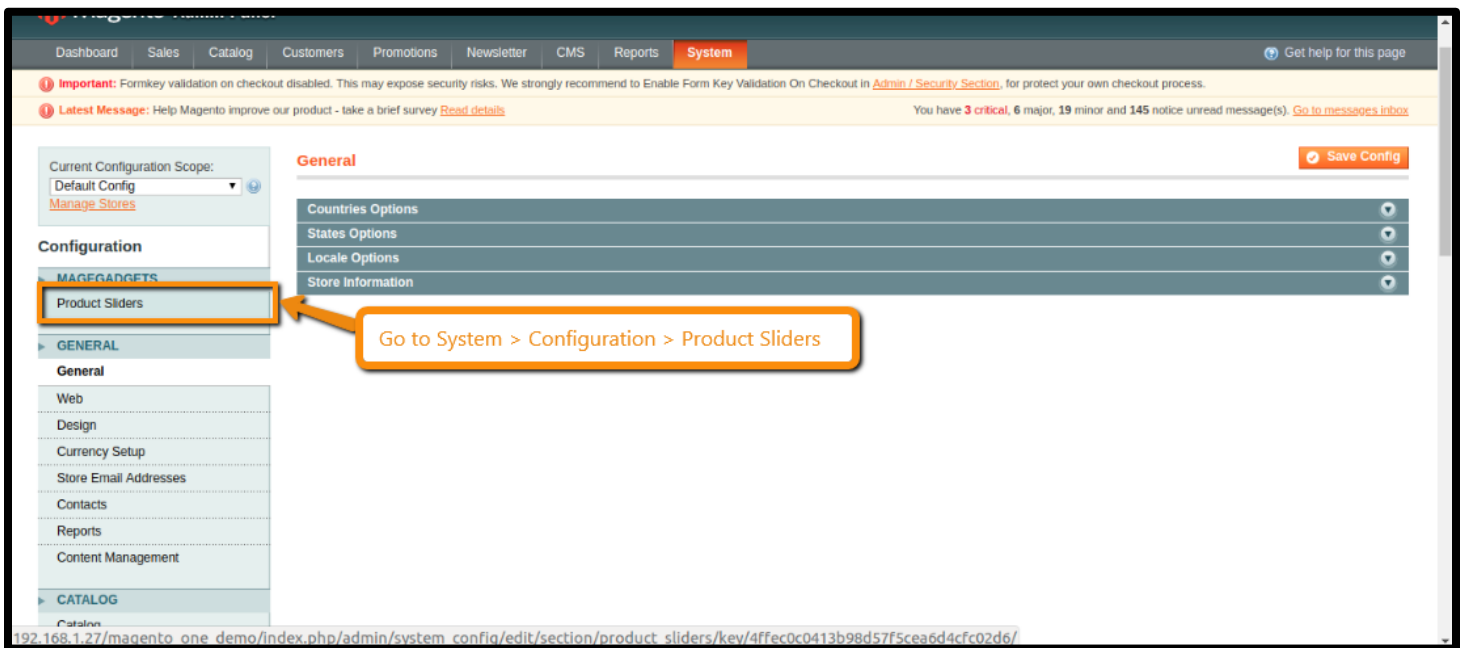
- a - Easily jump into details by clicking on banners.
- b - Built-In sliders with many effects.

## 2. All settings are available admin:

Go to Admin -> Store -> Setting -> Configuration > Magegadgets > Product Slider



After the module installation, follow the path: System -> Configuration -> Product Sliders section. Here you can configure general settings enable/disable sliders.



**This extension provides following type of sliders**

1. Newest products
2. Featured products
3. Sale items (products with special price)

4. Bestsellers
5. Recently viewed products
6. Associated products (by some attributes assigned in admin)
7. Similar products (from related category)

**Product Sliders** Save Config

Available slider types:

Type	Available on	Short Description
bd_product_slider/newest	All Pages	Newest Products
bd_product_slider/sale	All Pages	Sale Products (products with special price)
bd_product_slider/recently	All Pages	Recently Viewed
bd_product_slider/featured	All Pages	Featured Products
bd_product_slider/bestsellers	All Pages	Bestsellers

For example Featured products:

**Option 1:** Add the code below to a CMS Page or a Static Block

```
{(block type="bd_product_slider/featured" name="featured.products.slider')}
```

**Option 2:** Add the code below to a template file

```
$this->getLayout()->createBlock('bd_product_slider/featured')->toHtml()
```

**Option 3:** Add the code below to a layout file

*Note: You can see all Silder Type .Click enabled to any silder which you want.*

**Product Sliders** Save Config

Current Configuration Scope: **Default Config** Manage Stores

**Configuration**

- MAGEGADGETS
  - Product Sliders**
    - GENERAL**
      - General
        - Activate click js: **Yes** [STORE VIEW]
 

Required for the module functionality. Disable it if you will have any conflicts with another modules
        - Limit: **36** [STORE VIEW]
 

Number of the items to show. Default: 36
        - Sort By: **Alphabetical** [STORE VIEW]
 

Product collection sort order configuration
        - Sort Order: **Descending** [STORE VIEW]
 

Product collection sort order direction

*Note: You can set number of item to shoe, sort order etc.*

**Sliders Settings**

- Featured Products: **Global**
- Newest Products: **Global**
- Recently Viewed Products: **Global**
- Sale Products: **Global**
- Bestsellers: **Global**
- Associated Products: **Product Page**
- Similar Products: **Product Page**
- Similar Products: **Wishlist**
- Similar Products: **Shopping Cart**

**Product Sliders**

Sort By: Alphabetical (Product collection sort order configuration) [STORE VIEW] Save Config

Sort Order: Descending (Product collection sort order direction) [STORE VIEW]

**Sliders Settings**

**Featured Products** (Global)

Is Enabled: Yes [STORE VIEW]

Title: Featured Items [STORE VIEW]

**Newest Products** (Global)

Is Enabled: Yes [STORE VIEW]

Title: New Listings [STORE VIEW]

**Recently Viewed Products** (Global)

**Sale Products** (Global)

**Bestsellers** (Global)

**Associated Products** (Product Page)

**Similar Products** (Product Page)

**Similar Products** (Wishlist)

**Similar Products** (Shopping Cart)

They can be added by admin to any side of the page. You only need to put the code below into your CMS page or block.

**New Product (Default)** Back Reset Save Save and Continue Edit

WYSIWYG Editor

SKU \* [GLOBAL]

Weight \* [GLOBAL]

Set Product as New from Date [WEBSITE]

Set Product as New to Date [WEBSITE]

Status \* -- Please Select -- [WEBSITE]

URL Key [STORE VIEW]

Visibility \* Catalog, Search [STORE VIEW]

Country of Manufacture [WEBSITE]

Featured: No Yes No [GLOBAL]

If you seen your slider as "Featured" then click "Yes" and you able to see.

Help Us Keep Magento Healthy - Report All Bugs Magento ver. 1.9.3.10 Connect with the Magento Community Magento™ is a trademark of Magento Inc. Copyright © 2018 Magento Inc.

**Featured products :** `{{block type="bd_product_slider/featured"}}`

**Newest products :** `{{block type="bd_product_slider/newest"}}`

**Sale items :** `{{block type="bd_product_slider/sale"}}`

**Recently viewed products :** `{{block type="bd_product_slider/recent"}}`

**Bestsellers :** `{{block type="bd_product_slider/bestsellers"}}`

They automatically appear on the reserved pages like wishlist, product view and shopping cart.

Extension's functionality was successfully tested with enabled flat catalog option.

# Thank you!

**Should you have any questions or feature suggestions,**

**Please contact us at:**

**<http://www.magegadgets.com/contacts>**

**Your feedback is absolutely welcome!**