

Share On Whatsapp for M2

(Magento 2.x)

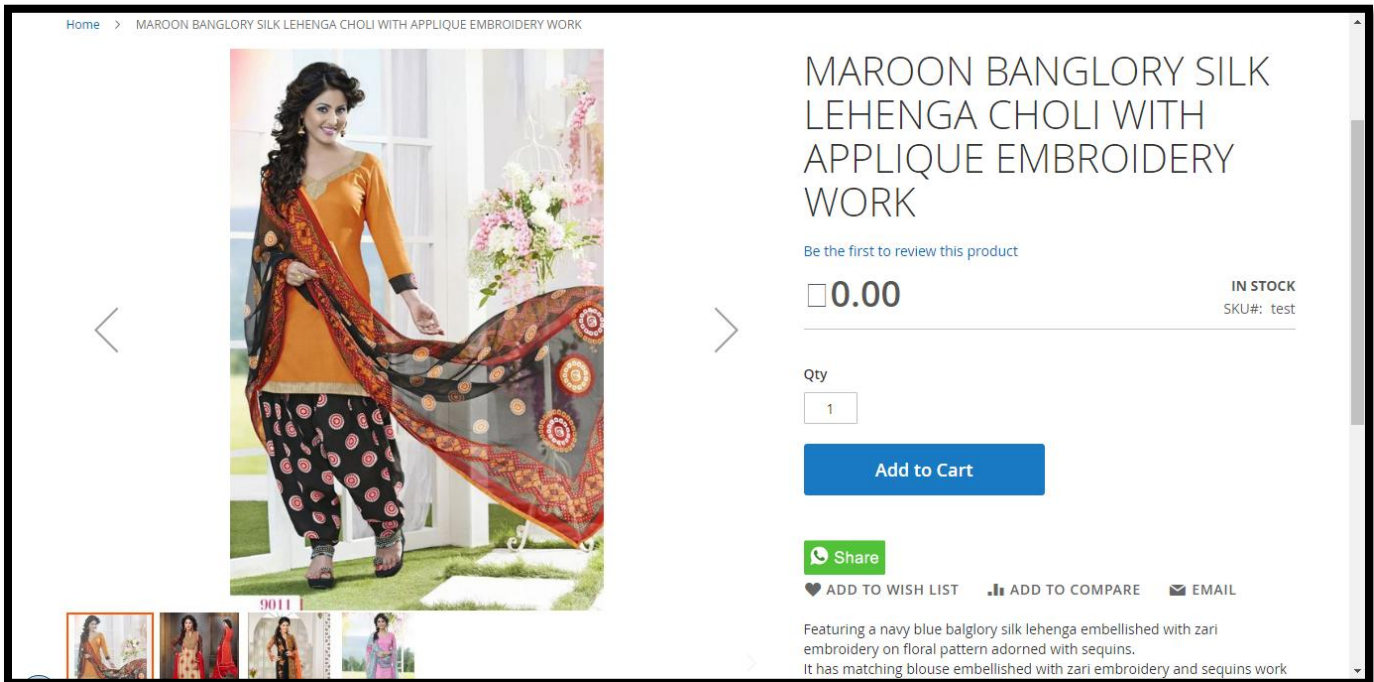


Magento Extension User Guide

Official extension page: [Share On Whatsapp - MageGadgets Extensions](#)

Share On Whatsapp for M2 Documentation


Embeds a "WhatsApp" Share button on your product page for quick sharing the product with WhatsApp contacts. This extension allows you to take social sharing of your eCommerce products to mobile phones as well as whatsapp web. With this extension, customers can share URLs of product pages via WhatsApp. The "Share on WhatsApp" extension will enable a store to enjoy the impact of word-of-mouth marketing.



1. Key Features:

- a. Easy installation.
- b. Easy enable/disable button manageable from admin.
- c. Custom icon/image can be set for button with dynamic height and width.
- d. Custom message template can be set from admin.
- e. Supported in both mobile application and whatsapp web.
- f. You can make button sticky.

2. Check out this mobile view:



MAROON BANGLORY SILK
LEHenga CHOLI WITH
APPLIQUE EMBROIDERY
WORK

Be the first to review this product

0.00 IN STOCK
SKU#: test

Qty
1

Add to Cart

Share

ADD TO WISH LIST EMAIL

Featuring a navy blue balglory silk lehenga embellished with zari embroidery on floral pattern adorned with sequins. It has matching blouse embellished with zari embroidery and sequins work all over. It comes



LUMA

MAROON BANGLORY SILK
LEHenga CHOLI WITH
APPLIQUE EMBROIDERY
WORK

Be the first to review this product

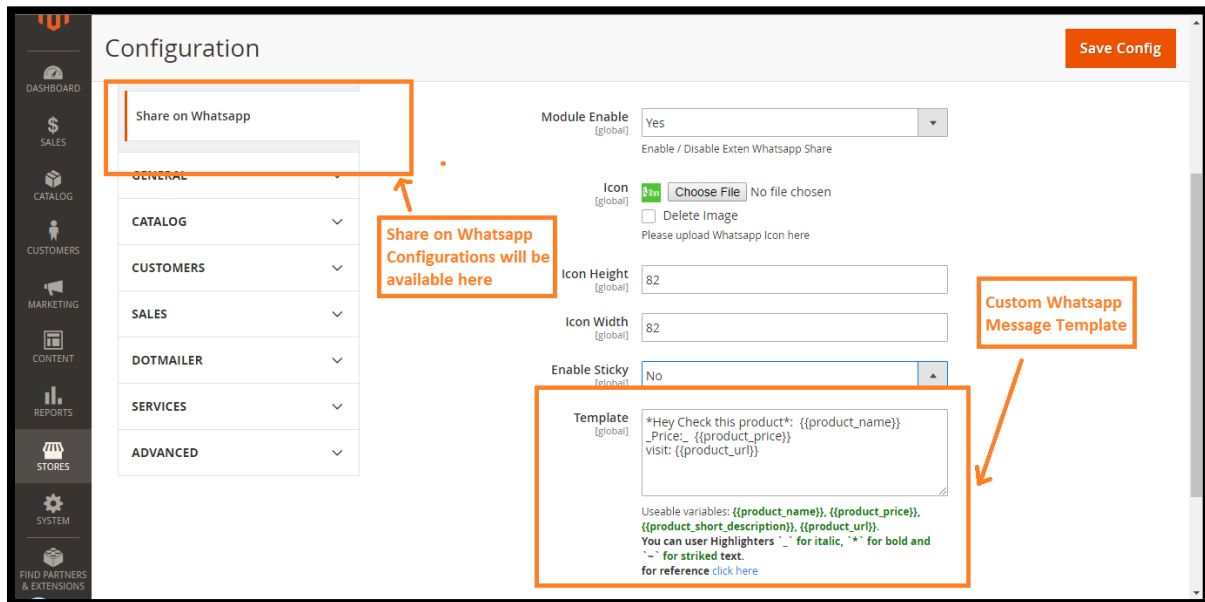
0.00 IN STOCK
SKU#: test

Share

Qty

3. All settings are available admin:

Go to Admin -> Store -> Setting -> Configuration -> MageGadgets Whatsapp Share



4. Make it sticky!

Just share on whatsapp isn't enough we know that. Position of the button also matters. That's why we created new functionality to make share button sticky.

Enable Sticky, You will see another option where do you want to set the button. Reference images are available in screenshots check those out. This sticky position will work in any device from PC to mobile. It is totally responsive.

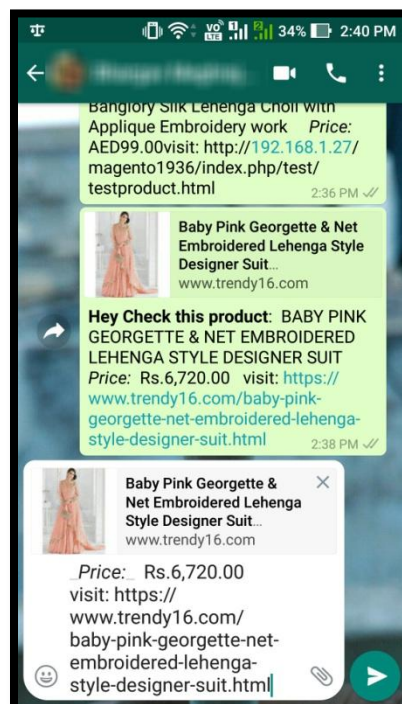
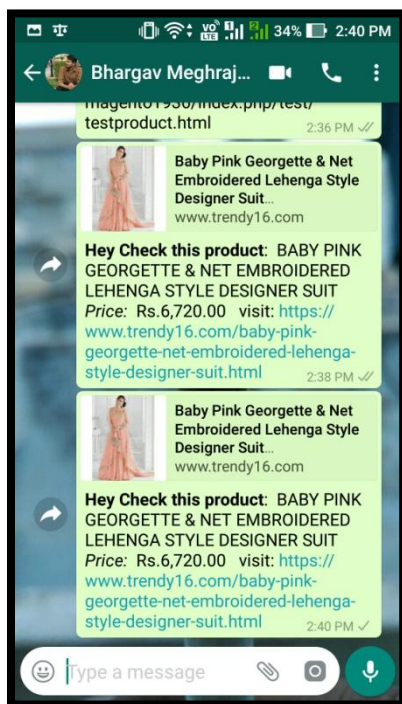
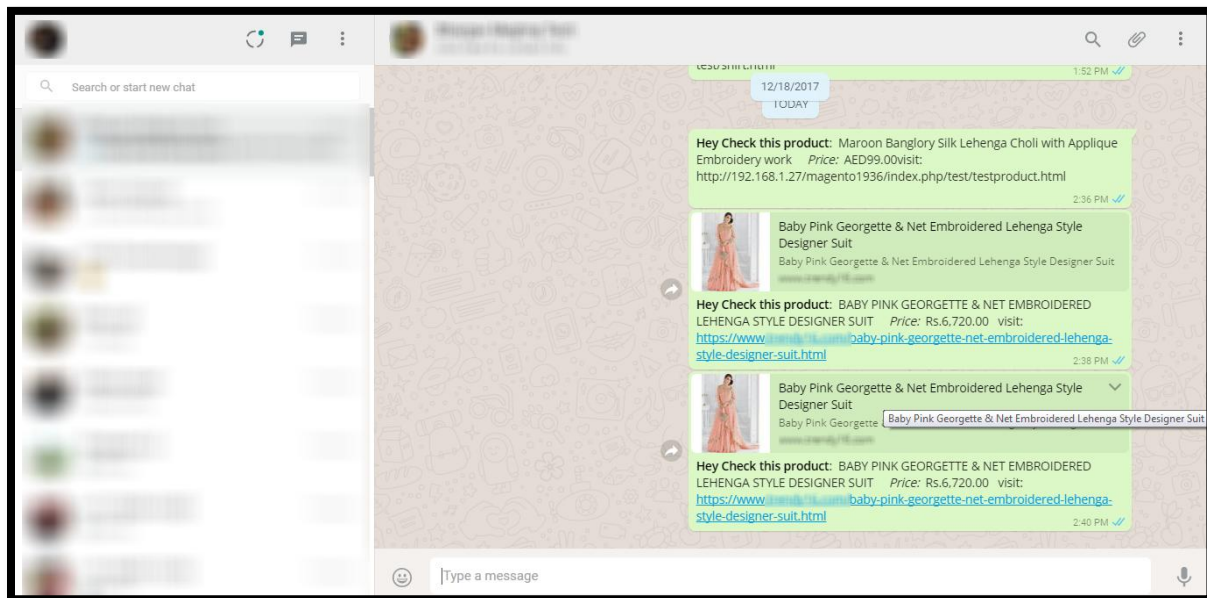


5. Create your own message

Why use just one message for lifetime? There is a textarea in admin where you can create your own message. You can change it anytime you want.

You can use variable like **{{product_name}}**, **{{product_price}}**, **{{product_url}}**, **{{product_short_description}}** which will be replaced with product's original information at sharing time.

You can also use WhatsApp Highlighters like ***`*** for italic, ******* for bold and ***~*** for **striked text**.

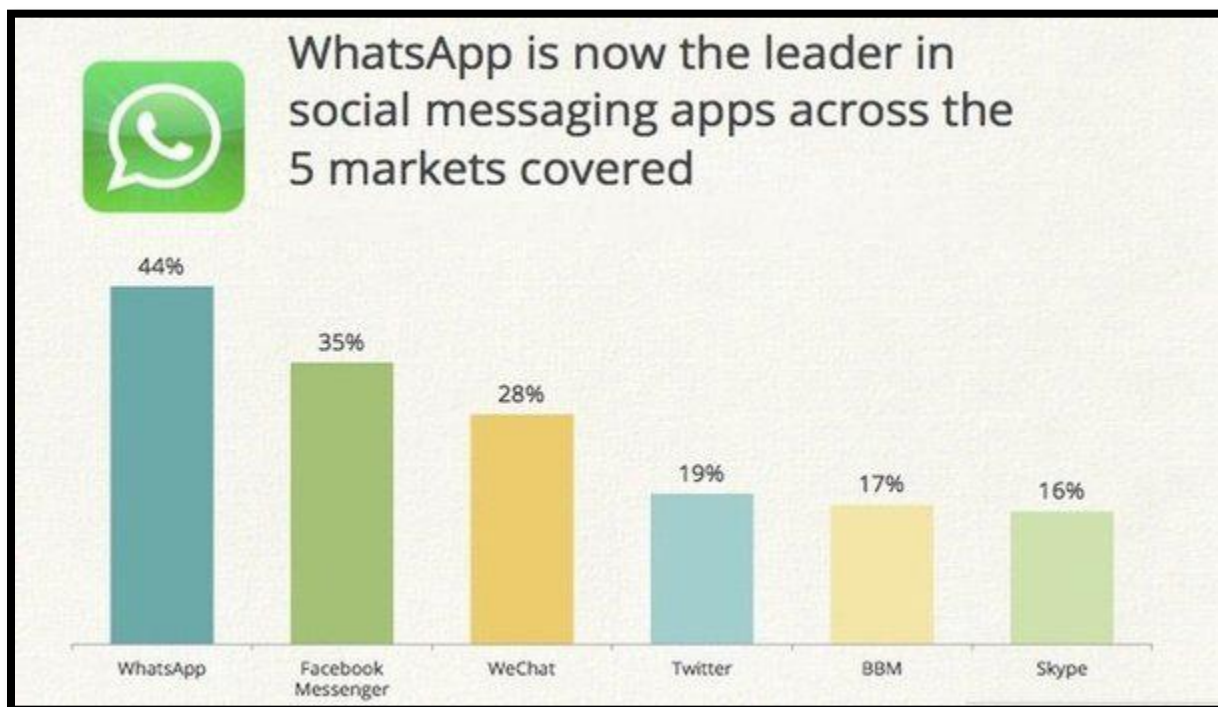


6. Why you should buy it?

Enable your visitor to share products on WhatsApp Instantly.

WhatsApp is Omnipresent. Its buzzing on millions of cell phones, 500million users and thousands of chatter groups (and increasing). More and more users are using mobile phones to surf and to conduct on-line purchases (m-commerce). Most of them have WhatsApp installed.

So can an ecommerce company leverage on these numbers? Yes it can. By instantly allowing its user to share the product info to its WhatsApp contacts or groups. The "Share on WhatsApp" Extension can create Whatsapp share button at on your Magento product detail page. One touch sharing can enable your product to be shared with thousands of friends, Family and Groups.



Thank you!

Should you have any questions or feature suggestions,

Please contact us at:

<http://www.magegadgets.com/contacts>

Your feedback is absolutely welcome!